









FACULTY/STAFF SURVEY--FALL 2002






Please indicate the area in which you work most of the time.

Response	Count	Percent	
Faculty	33	49.3%	
Staff	27	40.3%	
Administration	7	10.4%	
No Response	0	0.0%	





People seeking information from the various offices of the College by phone or in person are treated in a courteous and professional manner.

Response	Count	Percent	
Strongly Agree	16	23.9%	
Agree	45	67.2%	
Disagree	5	7.5%	
Strongly Disagree	0	0.0%	
Not Applicable	1	1.5%	
No Response	0	0.0%	






The College satisfies the need for community services in our area through various service projects and cultural events.

Response	Count	Percent	
Strongly Agree	9	13.4%	
Agree	52	77.6%	
Disagree	4	6.0%	
Strongly Disagree	2	3.0%	
Not Applicable	0	0.0%	
No Response	0	0.0%	





I actively attempt to relate to students outside the classroom or office.

Response	Count	Percent	
Strongly Agree	29	43.3%	
Agree	34	50.7%	
Disagree	1	1.5%	
Strongly Disagree	0	0.0%	
Not Applicable	3	4.5%	
No Response	0	0.0%	




The Financial Services (payroll, purchasing, budgeting) staff provides assistance promptly and efficiently.

Response	Count	Percent	
Strongly Agree	20	29.9%	
Agree	39	58.2%	
Disagree	5	7.5%	
Strongly Disagree	0	0.0%	
Not Applicable	2	3.0%	
No Response	1	1.5%	

The Bookstore meets the needs of faculty and staff.

Response	Count	Percent	
Strongly Agree	11	16.4%	
Agree	50	74.6%	
Disagree	5	7.5%	
Strongly Disagree	1	1.5%	
Not Applicable	0	0.0%	
No Response	0	0.0%	

The Bookstore meets the needs of our students.

Response	Count	Percent	
Strongly Agree	13	19.4%	
Agree	43	64.2%	

No Response	2	3.0%	
-------------	---	------	--

The Computing Services staff has fulfilled my requests soon after I made them.

Response	Count	Percent	
Strongly Agree	24	35.8%	
Agree	36	53.7%	
Disagree	3	4.5%	
Strongly Disagree	2	3.0%	
Not Applicable	2	3.0%	
No Response	0	0.0%	







The current registration process is well managed for both students and faculty.

Response	Count	Percent	
Strongly Agree	5	7.5%	
Agree	40	59.7%	
Disagree	15	22.4%	
Strongly Disagree	3	4.5%	
Not Applicable	3	4.5%	
No Response	1	1.5%	








The counselors provide services which enable students to make a successful adjustment to college.

Response	Count	Percent	
Strongly Agree	16	23.9%	
Agree	42	62.7%	
Disagree	5	7.5%	
Strongly Disagree	1	1.5%	
Not Applicable	3	4.5%	
No Response	0	0.0%	








The Student Support Services Program is effective in contributing to success of students served by this program.

Response	Count	Percent	
Strongly Agree	15	22.4%	
Agree	38	56.7%	
Disagree	6	9.0%	
Strongly Disagree	0	0.0%	
Not Applicable	6	9.0%	
No Response	2	3.0%	

The Enrollment Management Program is effective in recruiting and retaining students.






Response	Count	Percent	
Strongly Agree	5	7.5%	
Agree	34	50.7%	
Disagree	14	20.9%	
Strongly Disagree	5	7.5%	
Not Applicable	7	10.4%	
No Response	2	3.0%	

The Financial Aid Office provides assistance to students in a timely and effective manner.





Response	Count	Percent	
Strongly Agree	13	19.4%	
Agree	38	56.7%	
Disagree	5	7.5%	
Strongly Disagree	3	4.5%	
Not Applicable	4	6.0%	
No Response	4	6.0%	

The Office of Institutional Advancement provides good support to the mission of the College through the development of private sector







fundraising.

Response	Count	Percent	
Strongly Agree	9	13.4%	
Agree	43	64.2%	
Disagree	4	6.0%	
Strongly Disagree	0	0.0%	
Not Applicable	11	16.4%	
No Response	0	0.0%	






Adequate media coverage is given to newsworthy events that promote the mission of the College.

Response	Count	Percent	
Strongly Agree	15	22.4%	
Agree	40	59.7%	
Disagree	11	16.4%	
Strongly Disagree	0	0.0%	
Not Applicable	1	1.5%	
No Response	0	0.0%	







The printing needs of the College are handled in a prompt and professional manner.

Response	Count	Percent	
Strongly Agree	14	20.9%	
Agree	39	58.2%	
Disagree	8	11.9%	
Strongly Disagree	0	0.0%	
Not Applicable	4	6.0%	
No Response	2	3.0%	







The Community and Economic Development Office serves both the College and community by offering a wide variety of classes and activities.

Response	Count	Percent	
Strongly Agree	12	17.9%	
Agree	37	55.2%	
Disagree	8	11.9%	
Strongly Disagree	1	1.5%	
Not Applicable	8	11.9%	
No Response	1	1.5%	



The Institutional Effectiveness Office provides definitive and timely research information for planning and assessment.

Response	Count	Percent	
Strongly Agree	9	13.4%	
Agree	43	64.2%	
Disagree	4	6.0%	
Strongly Disagree	0	0.0%	
Not Applicable	9	13.4%	
No Response	2	3.0%	

The direction in which the College is moving academically is what I would choose if I were making academic policies.

Response	Count	Percent	
Strongly Agree	5	7.5%	
Agree	34	50.7%	
Disagree	20	29.9%	
Strongly Disagree	4	6.0%	
Not Applicable	3	4.5%	
No Response	1	1.5%	

The program outcomes we have developed are reflective of current academic policies.

Response	Count	Percent	
Strongly Agree	6	9.0%	

Agree	44	65.7%	
Disagree	5	7.5%	
Strongly Disagree	1	1.5%	
Not Applicable	9	13.4%	
No Response	2	3.0%	

Faculty advisors at SCC provide the students with quality advising.

Response	Count	Percent	
Strongly Agree	5	7.5%	
Agree	42	62.7%	
Disagree	15	22.4%	
Strongly Disagree	2	3.0%	
Not Applicable	2	3.0%	
No Response	1	1.5%	

The Master Advising Program for freshmen has greatly improved their chances for success as students.

Response	Count	Percent	
Strongly Agree	13	19.4%	
Agree	33	49.3%	
Disagree	8	11.9%	
Strongly Disagree	0	0.0%	
Not Applicable	12	17.9%	
No Response	1	1.5%	

The faculty of the College provide the students with quality instruction.

Response	Count	Percent	
Strongly Agree	13	19.4%	
Agree	47	70.1%	
Disagree	3	4.5%	
Strongly Disagree	0	0.0%	
Not Applicable	4	6.0%	

No Response	0	0.0%	
-------------	---	------	--

The direction in which the developmental education program is moving academically is what I would choose if I were making decisions.

Response	Count	Percent	
Strongly Agree	9	13.4%	
Agree	37	55.2%	
Disagree	14	20.9%	
Strongly Disagree	1	1.5%	
Not Applicable	4	6.0%	
No Response	2	3.0%	







The Professional Development Team has been successful in providing faculty and staff with educational opportunities.

Response	Count	Percent	
Strongly Agree	9	13.4%	
Agree	44	65.7%	
Disagree	9	13.4%	
Strongly Disagree	4	6.0%	
Not Applicable	1	1.5%	
No Response	0	0.0%	






The direction in which Distance Learning is moving academically is what I would choose if I were making decisions.

Response	Count	Percent	
Strongly Agree	4	6.0%	
Agree	40	59.7%	
Disagree	11	16.4%	
Strongly Disagree	3	4.5%	
Not Applicable	8	11.9%	
No Response	1	1.5%	








Library services are more than adequate to meet the needs of the consolidated college.

Response	Count	Percent	
Strongly Agree	10	14.9%	
Agree	45	67.2%	
Disagree	6	9.0%	
Strongly Disagree	0	0.0%	
Not Applicable	4	6.0%	
No Response	2	3.0%	








An equitable faculty workload policy is in place at SCC.

Response	Count	Percent	
Strongly Agree	1	1.5%	
Agree	28	41.8%	
Disagree	19	28.4%	
Strongly Disagree	8	11.9%	
Not Applicable	10	14.9%	
No Response	1	1.5%	







Decision making at the College is done on the appropriate level through a concerted effort of those involved.

Response	Count	Percent	
Strongly Agree	4	6.0%	
Agree	39	58.2%	
Disagree	16	23.9%	
Strongly Disagree	3	4.5%	
Not Applicable	3	4.5%	
No Response	2	3.0%	








My input into the decision making process at SCC is valued and appreciated.

Response	Count	Percent	
Strongly Agree	4	6.0%	
Agree	34	50.7%	
Disagree	16	23.9%	
Strongly Disagree	7	10.4%	
Not Applicable	4	6.0%	
No Response	2	3.0%	



The intended outcomes developed in the planning process result from a team effort to plan and attain desired results.

Response	Count	Percent	
Strongly Agree	8	11.9%	
Agree	37	55.2%	
Disagree	17	25.4%	
Strongly Disagree	1	1.5%	
Not Applicable	2	3.0%	
No Response	2	3.0%	

Performance evaluations of faculty and staff are used primarily for self-guidance.

Response	Count	Percent	
Strongly Agree	3	4.5%	
Agree	34	50.7%	
Disagree	18	26.9%	
Strongly Disagree	7	10.4%	
Not Applicable	3	4.5%	
No Response	2	3.0%	

The Office of the President is well run and exhibits leadership and strength in all areas.

Response	Count	Percent	
Strongly Agree	24	35.8%	

Agree	35	52.2%	
Disagree	3	4.5%	
Strongly Disagree	3	4.5%	
Not Applicable	1	1.5%	
No Response	1	1.5%	

The administration is leading the College in an outcomes-based direction reflective of the planning process.

Response	Count	Percent	
Strongly Agree	14	20.9%	
Agree	40	59.7%	
Disagree	6	9.0%	
Strongly Disagree	0	0.0%	
Not Applicable	4	6.0%	
No Response	3	4.5%	

In the process of budget development, appropriate input from the planning units is sought.






Response	Count	Percent	
Strongly Agree	5	7.5%	
Agree	36	53.7%	
Disagree	13	19.4%	
Strongly Disagree	4	6.0%	
Not Applicable	7	10.4%	
No Response	2	3.0%	

I am satisfied with my job performance.






Response	Count	Percent	
Strongly Agree	28	41.8%	
Agree	35	52.2%	
Disagree	3	4.5%	
Strongly Disagree	0	0.0%	

Not Applicable	0	0.0%	
No Response	1	1.5%	






Faculty and staff morale is high at Somerset Community College.

Response	Count	Percent	
Strongly Agree	3	4.5%	
Agree	32	47.8%	
Disagree	24	35.8%	
Strongly Disagree	8	11.9%	
Not Applicable	0	0.0%	
No Response	0	0.0%	






I feel free to discuss various aspects of my job and problem-related areas with my supervisor.

Response	Count	Percent	
Strongly Agree	24	35.8%	
Agree	31	46.3%	
Disagree	8	11.9%	
Strongly Disagree	3	4.5%	
Not Applicable	1	1.5%	
No Response	0	0.0%	

The lines of communication, both vertically and horizontally, are open and information flows easily.

Response	Count	Percent	
Strongly Agree	8	11.9%	
Agree	31	46.3%	
Disagree	17	25.4%	
Strongly Disagree	9	13.4%	
Not Applicable	1	1.5%	
No Response	1	1.5%	

The interaction between faculty and staff is friendly and helps to promote an atmosphere of teamwork.

Response	Count	Percent	
Strongly Agree	11	16.4%	
Agree	43	64.2%	
Disagree	9	13.4%	
Strongly Disagree	3	4.5%	
Not Applicable	1	1.5%	
No Response	0	0.0%	